

DELIVER TO CONSUMER



6004 AND 6004-AS

OWNER'S MANUAL



SPECIFICATIONS

CONSTRUCTION

Case: High Impact Polycarbonate
Ventilation: 110 cu ft/min air volume
Acoustic rating: 50dB(A)
Weight: 20 lbs.

ELECTRICAL

Voltage required: 120VAC 60Hz
Power consumption: 200 Watts max
Start current load: 4.4 amps
Current usage: 1.8 amps

LAMP

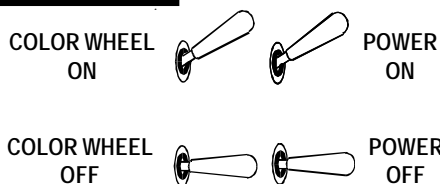
Type: Metal-Halide, proprietary design
Lamp life: 6000 hrs average
Cool down restrike period: 3 minutes
Replacement p/n: Y20-6000

WARRANTY

See Enclosure

TOGGLE SWITCH POSITIONS

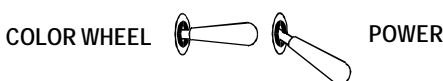
MANUAL CONTROL



EXTERNAL AUTO CONTROL



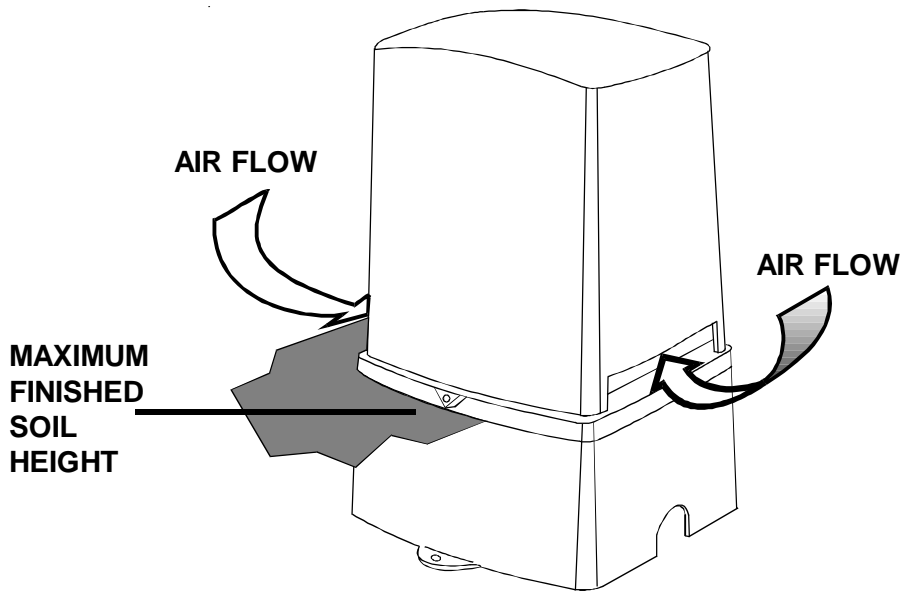
OPTIONAL RM6000 CONTROL



79-15016-00 REV B



DO NOT ALLOW AIR VENTS TO BE BLOCKED!



Your 6004 / 6004-AS illuminator needs air to breathe! Lack of ventilation can cause the unit to overheat. This will shorten the lamp life and could damage the unit. DAMAGE TO THE UNIT BECAUSE OF BLOCKED AIR VENTS IS NOT COVERED UNDER OUR WARRANTY!

TROUBLE SHOOTING

-THERE IS NO LIGHT

You can hear the fan running: The lamp has probably failed. Replace with Fiberstars part #Y20-6000

There is no fan running: The illuminator is not getting power. Check the toggle switch position by referring to the diagram on the front of this manual. Check the GFCI breaker and check the fuse on the illuminator.

-THE UNIT SHUTS OFF AFTER A FEW MINUTES THEN COMES BACK ON

Check to see if the air vents are blocked. Refer to the above drawing to make sure the vents are clear

Turn off the power and remove the two screws securing the cover and check for an obstruction in the cooling fan.

-REMOTE CONTROL UNITS (WITH OPTIONAL RM6000 PACKAGE-with its own separate warranty coverage)

YOU CAN TEMPORARILY OPERATE THE UNIT MANUALLY VIA THE TOGGLE SWITCHES IF A REMOTE CONTROL PROBLEM IS SUSPECTED. SEE THE DIAGRAM ON THE FRONT OF THIS MANUAL.

There is a click at the unit when the button is pressed, but no light: If you hear the fan running, the lamp has probably failed. Replace with Fiberstars part #Y20-6000. If you cannot hear the fan running, the receiver module is probably defective. Have a qualified service company replace it.

There is NO click at the unit when the button is pressed: Make sure that the transmitter is TURNED ON. The red light on the transmitter should glow when a button is depressed. If the transmitter is functioning properly, but the illuminator still does not come on, the receiver module may be defective. Have a qualified service company replace it. YOU CAN TEMPORARILY OPERATE THE UNIT MANUALLY VIA THE TOGGLE SWITCHES. SEE THE DIAGRAM ON THE FRONT OF THIS MANUAL.

-LIGHTS ARE NOT BRIGHT ENOUGH

The adequacy of pool lighting is subjective at best. What is acceptable to most, may not be for some. The pool builder is given guidelines by Fiberstars, and the builder alone is responsible for the final design and installation. There are many factors that determine the ultimate brightness of our product; fiber lengths, pool finish color, installation techniques, etc. Remember that darker colors on our color wheel, i.e. magenta, are not as bright as lighter colors like white.

HOW IT WORKS

Before switching on the 6004-AS illuminators, make sure color wheel switch is in "OFF" position. Turn on the power to the illuminators, the color wheels will rotate to the "HOME" position. This action takes about 15 seconds. At this time, all AS units should be holding on the same color.

After the color wheels have reached their home positions, the color wheels can be switched on. The units should now be in sync. When shutting down the system, always turn the color wheel OFF so the next time the lights are turned on, the color wheels can return to their home position again, assuring synchronization.

Lamp "Restrike"

When turning the system off and then turning it immediately back on, it may take 1 to 3 minutes before the lamp comes back on.

This process allows the lamp to cool down and then restart. This is a normal function of the Metal-Halide lamp system that the Fiberstars 6004 / 6004-AS illuminator uses.

6000 Series Warranty

Should any 6004 / 6004-AS component fail during the initial three (3) years of recommended use from the date of installation, Fiberstars will replace the failed component(s) without charge. At anytime after the initial three (3) year period, Fiberstars will replace the failed component(s) for a nominal charge. The nominal charge will be based on 50% (fifty percent) of the manufacturer's suggested retail price of the component at the time of replacement. The failed component(s) must be returned to Fiberstars, or any Fiberstars Authorized Service Center.

The RM6000 remote control has a separate warranty and does not fall under this 6004/6004-AS illuminator warranty coverage.

This warranty applies only to the original owner for as long as they own the 6004 / 6004-AS illuminator. This warranty is non-transferrable.